

**Jig Saw Blades Wilpu**  
**Bosch connection system**  
**Fein connection system**



**rman**

Repair Management Nederland B.V.  
 More management less firefighting



**Jig Saw blades with Bosch connection.**  
**Brand Wilpu Germany**  
 Standard package of 5 blades.

**Laminator**. Special blade of bi-metal for a splinterfree surface cut in laminate, parquett and Trespa 2,5-20mm.

Number	Type	Bosch	Dimensions in mm
550319	HC 19 R bi	T101 AIF	80x7,9x1,27



CV-steel blade for all kind of woods and plastic up to 30mm.

Number	Type	Bosch	Dimensions in mm
550320	HC 12	T101B	100x7,8x1,45



Bi-metal saw blade for all kind of woods and plastic up to 30mm.

Number	Type	Bosch	Dimensions in mm
550300	HC 12 bi	T101BF	100x7,8x1,27



Extra thick CV-steel saw blade. Clean straight cuts in woods, laminated chipboard and plastics up to 30mm.

Number	Type	Bosch	Dimensions in mm
550301	HC 12 D	-	100x7,8x1,68



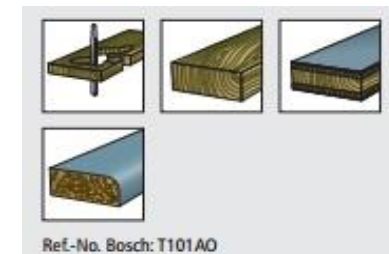
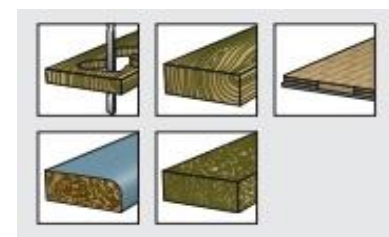

Special sharpened blade for clean curved cuts in soft wood, chipboard, fiberboard, laminated board, parquett, multiplex board (2,5-35mm).

Number	Type	Bosch	Dimensions in mm
550321	HC 12 DV	-	100x6,5x1,45



CV-steel saw blade, tapered toothing for clean curved cuts in soft wood and plastic 1,5-15mm.

Number	Type	Bosch	Dimensions in mm
550320C	HC 12 K	T101AO	76,5x4,5x1,25



CV-steel saw blade for splinterfree surface cuts in all woods, laminated wood and plastic 3,0-65mm. For precise cut.

Number	Type	Bosch	Dimensions in mm
550302	HC 12 R	T101BR	100x7,8x1,45



Bi-metal saw blade for splinterfree surface cut in laminated wood and plastic 3,0-30mm. For precise surface cut.

Number	Type	Bosch	Dimensions in mm
550303	HC 12 R bi	T101BRF	100x7,8x1,27



Extra long CV-steel saw blade for all woods and plastic 3,0-65mm. For precise cut.

Number	Type	Bosch	Dimensions in mm
550304	HC 32	-	132x7,8x1,45



Extra long CV-steel saw blade for all woods and plastic 3,0-65mm. For precise cut.

Number	Type	Bosch	Dimensions in mm
550305	HC 32 R	-	132x7,8x1,45



3-times sharpened special teeth, conically ground, cuts 3x faster than the traditional saw blades and up to 3x longer lifetime. Very precise surface cut in all woods and plastic 10-60mm.

Number	Type	Bosch	Dimensions in mm
550306	HC 123	T234X	117x10x1,45



CV-steel saw blade, for wood and plastic up to 50mm.

Number	Type	Bosch	Dimensions in mm
550307	HC 13	-	100x7,8x1,45



Extra long CV-steel saw blade for all woods and plastic 8-65mm. For fast and precise cut.

Number	Type	Bosch	Dimensions in mm
550308	HC 33	T301CD	132x7,8x1,45



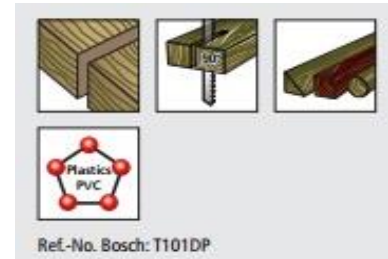
CV-steel saw blade for all woods and plastic 10-45mm.  
For fast and precise cut.

Number	Type	Bosch	Dimensions in mm
550322	HC 14	T101D	100x7,8x1,45



Extra thick CV-steel saw blade for precise straight cut in all woods and plastic 10-45mm.

Number	Type	Bosch	Dimensions in mm
550309	HC 14 D	T101DP	100x7,8x1,68



Extra thick Bi-metal saw blade for straight surface cut in wood up to 50mm, also very useful for curved cuts in thick material.

Number	Type	Bosch	Dimensions in mm
550310	HC 14 XD bi	-	100x8x2,5



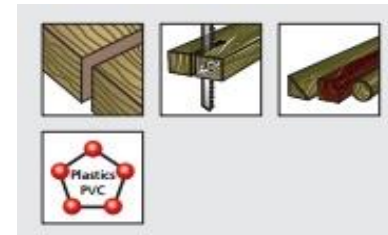
Extra long CV-steel saw blade for all woods and plastic 10-65mm.  
For precise cut.

Number	Type	Bosch	Dimensions in mm
550311	HC 34	T301DL	132x7,8x1,45



Extra long and thick CV-steel saw blade for all woods and plastic 10-65mm.

Number	Type	Bosch	Dimensions in mm
550312	HC 34 D	-	132x7,8x1,68



CV-steel saw blade, extra thick and robust blade for a fast and straight cut in all woods 10-50mm.

Number	Type	Bosch	Dimensions in mm
550313	HCGS 14 D	-	100x7,8x1,68



CV-steel saw blade for soft wood and plastic 4,0-50mm.

Number	Type	Bosch	Dimensions in mm
550324	HG 13	T111C	100x9,8x1,27



CV-steel saw blade. Universal blade for all woods 5,0-50mm.

Number	Type	Bosch	Dimensions in mm
550370	HGS 14	T144D	100x7,8x1,27



Bi-metal saw blade, universal blade for all woods 5,0-50mm.

Number	Type	Bosch	Dimensions in mm
550314	HGS 14 bi	T144DF	100x7,8x1,27



CV-steel saw blade, for curved cuts in all kind of woods 5,0-50mm.

Number	Type	Bosch	Dimensions in mm
550315	HGS 24	T244D	100x6,5x1,27



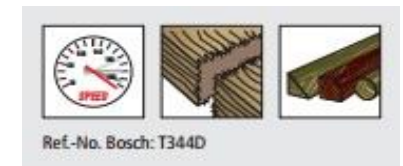
CV-steel saw blade, especially for curved cuts in all woods.  
Saw capacity 5,0-50mm. Double theethed.

Number	Type	Bosch	Dimensions in mm
550316	HGS 24 DV	-	100x6,5x1,27



CV-steel saw blade, extra long universal blade for all woods 5,0-80mm.

Number	Type	Bosch	Dimensions in mm
550317	HGS 34	T344D	132x7,8x1,27



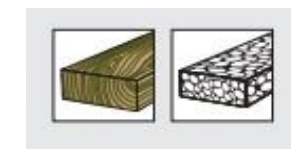
CV-steel saw blade, extra long blade fast cut in all woods 5,0-120mm.

Number	Type	Bosch	Dimensions in mm
550318	HGS 54	T744D	180x7,8x1,27



CV-steel saw blade for wood and insulation materials 1,5-15mm.

Number	Type	Bosch	Dimensions in mm
550350	HW 11	T119A	76,5x7,8x1,0



CV-steel saw blade for soft wood and insulation materials 2,0-15mm.

Number	Type	Bosch	Dimensions in mm
550351	HW 12	T119B	76,5x7,8x1,0



CV-steel saw blade for curved cuts in soft wood and insulation materials 2,0-15mm.

Number	Type	Bosch	Dimensions in mm
550331	HW 12 K	T119BO	76,5x5,0x1,0



Bi-metal saw blade for non-ferro metals and aluminium 2,0-20mm.

Number	Type	Bosch	Dimensions in mm
550323	MC 12 bi	T101A	100x7,8x1,27



HSS saw blade for cutting in thin sheet metal 0,5-1,5mm.

Number	Type	Bosch	Dimensions in mm
550325	MG 107	T118G	76,5x7,8x1,0



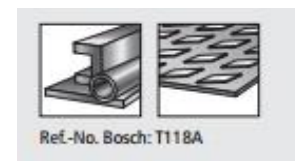
Bi-metal saw blade for cutting in thin sheet metal and stainless steel 0,5-1,5mm. Long lifetime.

Number	Type	Bosch	Dimensions in mm
550326	MG 107 bi	-	76,5x7,8x1,0



HSS saw blade for cutting steel and sheet metal 1,2-2,0mm.

Number	Type	Bosch	Dimensions in mm
550327	MG 11	T118A	76,5x7,8x1,0



Bi-metal saw blade, flexible blade for curved cuts in sheet metal and stainless steel 1,2-2,0mm.

Number	Type	Bosch	Dimensions in mm
550328	MG 11 bi	T118AF	76,5x7,8x1,0



Long and flexible CV-steel for cutting steel (1-3mm), pipes, profiles and sandwich material up to 80mm thickness.

Number	Type	Bosch	Dimensions in mm
550332	MG 31	T318A	132x9,8x1,0



Long and flexible bi-metal saw blade for steel (1-3mm), pipes, profiles and sandwich material up to 80mm thickness.

Number	Type	Bosch	Dimensions in mm
550335	MG 31 bi	T318AF	132x9,8x1,0



Bi-metal saw blade, very long and flexibel blade for sandwich materials 1,5-120mm.

Number	Type	Bosch	Dimensions in mm
550336	MG 51 bi	T718BF	180x9,8x1,0



Bi-metal saw blade, flexible blade for steel and stainless steel 1,5-2,2mm.

Number	Type	Bosch	Dimensions in mm
550337	MG 14 bi	T118EF	76,5x7,8x1,0



Bi-metal saw blade with combi-teeth for steel and wood with nails and metal residues up to 60mm. Steel pipes and profiles up to 10mm.

Number	Type	Bosch	Dimensions in mm
550333	MG 1014 bi	T111HF	100x9,8x1,0



Bi-metal saw blade with combi-teeth for steel and wood with nails and metal residues up to 80mm. Steel pipes and profiles up to 10mm.

Number	Type	Bosch	Dimensions in mm
550334	MGL 1014 bi	T345XF	132x9,8x1,0



HSS saw blade, for aluminium, non-ferro metals, and steel from 2,0 up to 3,0mm.

Number	Type	Bosch	Dimensions in mm
550329	MG 12	T118B	76,5x7,8x1,0



Bi-metal saw blade for steel, aluminium, nono-ferro metals and stainless steel 2,0-3,0mm.

Number	Type	Bosch	Dimensions in mm
550338	MG 12 bi	T118BF	76,5x7,8x1,0



Bi-metal blade milled and wavy set teeth, extra long and flexible blade for steel 2,5-6,0mm, sandwich materials (up to 80mm) and non-ferro metals.

Number	Type	Bosch	Dimensions in mm
550339	MG 32 bi	T318BF	132x9,8x1,0



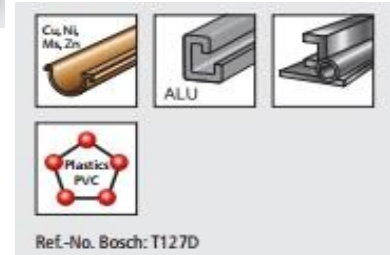
Bi-metal blade milled and wavy set teeth, extra long and flexible blade with a long lifetime. Especially for sandwich materials up to 120mm thickness.

Number	Type	Bosch	Dimensions in mm
550341	MG 52 bi	T718BF	180x9,8x1,0



HSS saw blade for steel, non-ferro metals, aluminium and plastics 3,0-30mm.

Number	Type	Bosch	Dimensions in mm
550340	K 14	T127D	100x7,8x1,0



Bi-metals saw blade. Flexible blade for steel, non-ferro metals, aluminium and plastic 3,0-30mm

Number	Type	Bosch	Dimensions in mm
550340A	K 14 bi	-	100x7,8x1,0



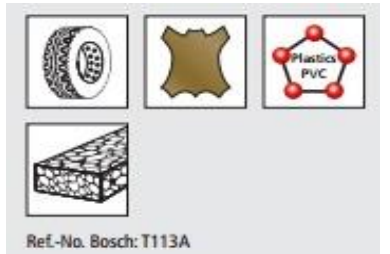
HSS saw blade for curved cuts in steel, non ferro metals, aluminium and plastic 3,0-30mm.

Number	Type	Bosch	Dimensions in mm
550342	K 24	T227D	100x6,5x1,0



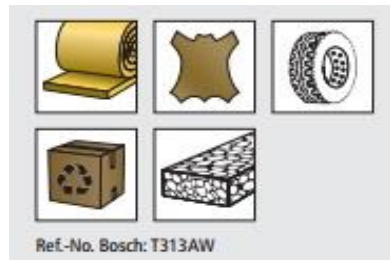
CV-steel saw blade for rubber, leather, plastic and insulation materials 1,0-50mm.

Number	Type	Bosch	Dimensions in mm
550343	HWL 100	T113A	100x9,7x1,27




Extra long jig saw knife with wavy cut blade. Especially for cutting insulation material, leather, rubber, paper, styrofoam and carpet 1,0-120mm.

Number	Type	Bosch	Dimensions in mm
550344	HWL 54	T313AW	180x9,7x1,27



Carbide coated, **course-grained** blade. For glass, ceramic and glass fiber reinforced materials 5,0-15mm.


Number	Type	Bosch	Dimensions in mm
550345	D 1	T130Riff	79x8,8x2,3



Ref.-No. Bosch: T130Riff  
Ref.-No. Bosch: T150Riff

Carbide coated, **fine-grained** blade. For glass, ceramic and glass fiber reinforced materials 5,0-15mm.

Number	Type	Bosch	Dimensions in mm
550346	D 2	T150Riff	79x8,8x2,3



Ref.-No. Bosch: T130Riff  
Ref.-No. Bosch: T150Riff

Tungsten carbide teeth saw blade for glass fiber reinforced polyester, hard wood and gas formed concrete 5,0-20mm.

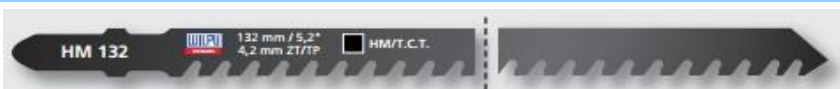
Number	Type	Bosch	Dimensions in mm
550347	HM 100	T141HM	100x7,8x1,9



Ref.-No. Bosch: T141HM  
Ref.-No. Bosch: T341HM

Tungsten carbide teeth saw blade for glass fiber reinforced polyester, hard wood and gas formed concrete 5,0-80mm. Extra long blade.

Number	Type	Bosch	Dimensions in mm
550348	HM 132	T341HM	132x7,8x1,9



Ref.-No. Bosch: T141HM  
Ref.-No. Bosch: T341HM

Diamant coated saw blade. **Coarse grained**. For CRP, GRP, marmer, ceramics, and glass 5,0-20mm.

Number	Type	Bosch	Dimensions in mm
550349	DT 1	-	100x9x1,3



Diamant coated saw blade. **Fine grained**. For CRP, GRP, marmer, ceramics, and glass 5,0-20mm.

Number	Type	Bosch	Dimensions in mm
550360	DT 2	-	100x9x1,3



Grinded carbide strip saw blade. For steel, sheet metal and stainless steel up to 2,5mm. **Fine teeth 1,1mm**.

Number	Type	Bosch	Dimensions in mm
550355	HM 11	T118AHM	79x8,8x2,3




Ref.-No. Bosch: T118 AHM



Grinded carbide strip saw blade. For steel, sheet metal and stainless steel up to 2,5mm. **Coarse teeth 1,4mm.**

Number	Type	Bosch	Dimensions in mm
550356	HM 14	T118EHM	79x8,8x2,3



Bi-metal special saw blade with patented M-toothing. Very precise cut. **Cuts in both directions.**

Very long lifetime. Recommended for steel with wall thickness of 1,5-2,5mm.

Number	Type	Bosch	Dimensions in mm
550357	ST 006 bi	-	100x9,8x1,0



Bi-metal special saw blade with patented M-toothing. Very precise cut. **Cuts in both directions.**

Very long lifetime. Recommended for steel with wall thickness of 1,8-2,5mm.

Number	Type	Bosch	Dimensions in mm
550358	ST 007 bi	T101BF	133x9,6x1,27



Special ground carbide strip for cutting glass fibre, Epoxy, Varicor, Corian (<65mm).

Number	Type	Bosch	Dimensions in mm
550359	HM 33	T301CHM	116x10x1,25



**Jig saw blades with a FEIN connection.**  
**Brand Wilpu Germany.**

Standard package of 5 blades.

CV-steel saw blade for all woods and plastic 4,0-30mm. 3mm teeth

Number	Type	Fein	Dimensions in mm
550371	37	63503037	90x6,0x1,27



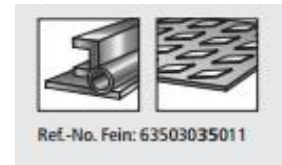
CV-steel saw blade for all woods and plastic 4,0-40mm. 4mm teeth

Number	Type	Fein	Dimensions in mm
550372	38	63503038	90x6,0x1,27



HSS saw blade for steel and sheet metal 1,2-2,0mm. 1,2mm teeth

Number	Type	Fein	Dimensions in mm
550373	35	63503035	76,5x7,8x1,0



Bi-metal saw blade. Flexible blade for cutting steel and stainless steel from 1,2 to 2,0mm. 1,2mm teeth

Number	Type	Fein	Dimensions in mm
550374	35 bi	-	76,5x7,8x1,0



HSS saw blade for cutting aluminium, non-ferro metals and steel 2,5-6,0mm. 2,0mm teeth.

Number	Type	Fein	Dimensions in mm
550375	36	63503036	76,5x7,8x1,0



Bi-metal saw blade. Flexible blade for cutting steel, aluminium, non-ferro metals and stainless steel 2,5-6,0mm. 2,0mm teeth.

Number	Type	Fein	Dimensions in mm
550376	36 bi	-	76,5x7,8x1,0



Flexibel Bi-metal saw blade for non-ferro metals, steel, aluminium and plastic up to 30mm. 3,0mm teeth.

Number	Type	Fein	Dimensions in mm
550377	39 bi	63503039	100x7,8x1,0



**Jig saw machines Fein, Bosch, Makita**

