

LED Indoor recessed ceiling panels

PXF LIGHTING



Recessed Ceiling LED Panel PLEXIFORM PRATO LED

PRATO LED is a luminaire characterized by good luminous parameters. Quick installation and a uniform luminance on the surface of the diffuser. Materials, an aluminium frame (standard color white RAL 9003). Microprismatic (MPRM) diffuser. The diffuser of the PRATO LED is made of 5 layers. Installation 600x600mm suspended ceiling with a visible supporting structure. Optional available a plaster-cardboard frame to 600x600, surface mounted kit (NT) with a structural element, suspended with a Suspension Y set.

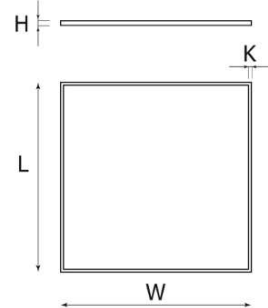

Applications are:

Offices, conference rooms, classrooms, corridors.

Electrical data:

Light source: LED.
Voltage rating: 220-240Vac 50/60Hz.
Possibility emergency light: No.
Type LED: 2835
Material housing: Aluminium Color: white.
Diffuser material: opal/mat plastic.
Ambient temperature: 0° - +40°C.
IP class: IP40 Top. Rest IP44.
Class of protection: II.
Energy class: A+
Light color: White 3000 and 4000K.
Color rendering index: Ra 80.
Light distribution: Mid beam.
Light distribution: DI
Expected lifetime: >36.000 hour L80B10.
Lamp lumen factor (after 60.000 hour) 78%.
Dimensions:
600x600mm = 595 x 595 x 12mm LxWxM K= 23mm
300x1200mm = 1195 x 295 x 12mm LxWxH K= 23mm

Article No.	Description	Watt	Lumen	Color Kelvin
89PX4091083	Prato LED 600x600mm	26	3230	4000K
89PX4091056	Prato LED 600x600mm	36	4010	3000K
89PX4091062	Prato LED 600x600mm	36	4320	4000K
89PX4091068	Prato LED 300x1200mm	36	3840	3000K
89PX4091074	Prato LED 300x1200mm	36	4130	4000K



Recessed Ceiling LED Panel SECOM CUBIC UGR<17 ARMSTRONG

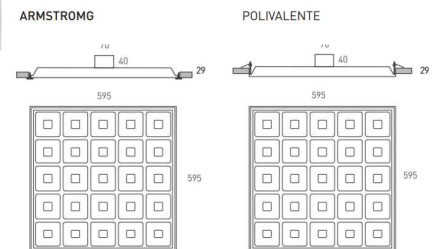

Frame in injected aluminium and body in injected polycarbonate. New PET Optic that provides uniform illumination over its entire surface, with a minimum of thickness of the luminaire. UGR17 All models include drivers. Composed by modules with Samsung LEDs with power of 36W L70B10. Standard color 4000K (optional 3000K)

Recessed for removable visible profile ceilings.

Voltage range: 220-240Vac 50/60Hz
Expected life span >50000 hours
Driver 940 mA
CRI of >80
Dimensions 595 x 595 x 50mm (ceiling cut 580 x 580 mm).
Weight 1.5 kg
Protection IP44
Fast and easy installation.

Optional: Dimmable 1-10V driver, Dali dimmable driver, dimmable drive with push button, Mini flow control recessed in ceiling. Wire connector for DR40, Emergency kit 1 hour of autonomy, emergency kit 3 hours of autonomy. Security options; claw security system.

Article No.	Description	Watt	Lumen	Color Kelvin
83SEC2200013684	Cubic UGR17 Armstrong	36	4370	4000K
83SEC2200013683	Cubic UGR17 Armstrong	36	3800	3000K



Recessed Ceiling LED Panel SECOM CUBIC UGR<17 POLYVALENT

Same as above but other ceiling profile.

Article No.	Description	Watt	Lumen	Color Kelvin
83SEC2201013684	Cubic UGR17 Polyvalent	36	4370	4000K
83SEC2201013683	Cubic UGR17 Polyvalent	36	3800	3000K



Recessed Ceiling LED Panel SECOM CUBIC UGR<17 Surface Frame

Optional frame for surface mount on standard ceilings. Dimensions 615 x 615 x 55mm LxWxH

Article No.	Description	Watt	Lumen	Color Kelvin
83SECMZ01	Surface frame for CUBIC	NA	NA	NA



LED Indoor ceiling Luminaire

PXF LIGHTING



Recessed Ceiling LED Luminaire PLEXIFORM PARABOLIC LED

Modern louver luminaire for LED light sources of high technical and optical performance. The luminaire has a very low glare rate thanks to aluminium parabolic louvers as well as low power consumption comparing to traditional light sources. Parabolic LED thanks to the innovative optical system is ideal for lighting office spaces, in particular to work with computer monitors. Attention: possibility of mounting "Active+" self-learning energy saving system. Active+ is an out-of-the-box standalone solution consisting of a LED driver and small sensor built into the luminaire. Luminaires fitted with Active+ solution are ideal for refurbishment projects, as well as for new offices, corridors, open plan areas, etc.

Materials:

White housing made of electrostatically painted steel, parabolic louvre made of anodized, polished aluminium of high purity. LED module with additional microprismatic diffuser. Standard version for suspended ceilings has accessories which make mounting of suspension possible.

NT version for surface mount.

Connection: using a standard Wieland connector.

Electrical data:



Light source: LED.
Voltage rating: 220-240Vac 50/60Hz.
Emergency lighting possible: Yes.
Type LED: 5630
Power factor: 0.98.
Housing material: Steel sheet. Colour: White.
Ambient temperature: 0-40°C.
IP class: IP40 Class of protection: I
Light source protection: Yes.
Energy class: A+
For ceiling installation fire class "F" (L): Yes.
Lght coulor: White 3000 and 4000K.
Colour rendering: Ra 80.

Light distribution: Mid beam Type suspended ceiling 600x600mm.
Light distributie DI 3 light sources.

Expected lifetime: >54.000 uur L90B10.



Parabolic LED Type Ceiling system



Parabolic LED Type NT Ceiling surface mount

Article No.	Description	Watt	Lumen	Color Kelvin
89PX2070101	Parabolic for ceiling 600x600mm	40	4880	3000K
89PX2070108	Parabolic for ceiling 600x600mm	40	4980	4000K
89PX2070124	Parabolic for ceiling 600x600mm	27	3250	3000K
89PX2070126	Parabolic for ceiling 600x600mm	27	3250	4000K
89PX2070115	Parabolic for ceiling 300x1200mm	27	3250	3000K
89PX2070122	Parabolic for ceiling 300x1200mm	27	3250	4000K
89PX2070129	Parabolic NT 600x600mm	40	4880	3000K
89PX2070136	Parabolic NT 600x600mm	40	4980	4000K
89PX2070157	Parabolic NT 600x600mm	27	3250	3000K
89PX2070164	Parabolic NT 600x600mm	27	3250	4000K
89PX2070143	Parabolic NT 300x1200mm	27	3250	3000K
89PX2070150	Parabolic NT 300x1200mm	27	3250	4000K

Installation frame for 600 x 600mm for cardboard and plaster ceilings

Color white

Article No.	Description	Watt	Lumen	Color Kelvin
89PX2070180	Installation frame 600x600	NA	NA	NA


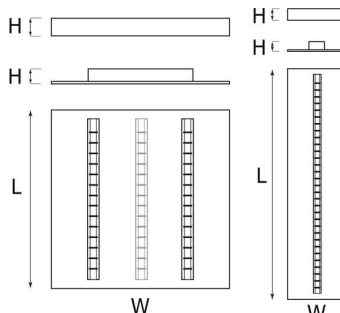
Dimensions and weight:

Ceiling type:
600x600mm = 596 x 596 x 41mm LxWxH
Weight 5kg/4.7kg
300x1200mm = 1196 x 296 x 41mm LxWxH
Weight 4.7kg

Ceiling mounted type NT:
600x600mm = 596 x 596 x 45mm LxWxH
Weight 6.5kg/6.2kg
300x1200mm = 1196 x 296 x 45mm LxWxH
Weight 6.2kg

Number of LED Light Sources per luminaire:

600x600mm 40W = 3 light source of 12.5W each
600x600mm 27W = 2 light source of 12.5W each
300x1200mm 27W = 1 light source of 25W



LED Indoor ceiling Luminaire

PXF LIGHTING



Recessed Ceiling LED Luminaire PLEXIFORM SUN LED DIMMABLE

Modern luminaire designed for LED light sources of high lighting efficiency. SUN LED has an aesthetic appeal, it's light and quick in installation. It also connects high lighting performance with low level of Unified Glare Rating (UGR). SUN LED has been equipped with a power supply with power factor $\cos \phi > 0,95$. DALI ballast on request available. Product is designed for offices, conference rooms and passageways.

Material:

Housing made of steel, electrostatically painted in white. Other RAL colors on request possible. Microprismatic diffuser (MPRM). Possibilities: Into modular ceiling with visible grid, plasterboard ceiling for 600x600 version with additional frame, suspended.

NT version for surface mount.

Electric connection with a Wieland connector.

Electrical data:

Light source: LED
Voltage rating: 220-240Vac 50/60Hz
Possibility for emergency lighting: Yes
Type LED: 5630
Power factor: 0.97
Material housing: Steel sheet. Color: White
Ambient temperature: -15° -40°C.
IP class: IP20 Top. Rest standard IP44, Suspension and NT IP40.
Protection class: I.
Lightsource protection: yes.
Energy class: A+
For ceiling installation fire class "F" (L): Ja.
Light colours: White 3000 and 4000K.
Color rendering index: Ra 80.

Light distribution: Mid beam.
Light distribution: DI

Expected lifetime: >54.000 hour L90B10



Plexiform SUN LED Type Ceiling system



Plexiform SUN LED Type Suspended



Plexiform SUN LED Type NT Ceiling surface mount

Article No.	Description	Watt	Lumen	Color Kelvin
89PX2065501	Sun for ceiling 600x600mm	30	3610	3000K
89PX2065508	Sun for ceiling 600x600mm	30	3680	4000K
89PX2065529	Sun Suspended 600x600mm	30	3610	3000K
89PX2065536	Sun Suspended 600x600mm	30	3680	4000K
89PX2070180	Cardboard installation frame	NA	NA	NA
89PX2065669	Sun NT 600x600mm	30	3610	3000K
89PX2065676	Sun NT 600x600mm	30	3680	4000K
89PX2065515	Sun for ceiling 300x1200mm	30	3670	3000K
89PX2065522	Sun for ceiling 300x1200mm	30	3760	4000K
89PX2065543	Sun Suspended 300x1200mm	30	3670	3000K
89PX2065550	Sun Suspended 300x1200mm	30	3760	4000K
89PX2065683	Sun NT 300x1200mm	30	3670	3000K
89PX2065690	Sun NT 300x1200mm	30	3760	4000K

Dimensions and weight:

Ceiling type:
600x600mm = 596 x 596 x 47mm LxWxH
Weight 4.3kg
300x1200mm = 1196 x 296 x 47mm LxWxH
Weight 4.4kg

Suspended type:
600x600mm = 596 x 596 x 60mm LxWxH
Weight 4.3kg
300x1200mm = 1196 x 296 x 60mm LxWxH
Weight 4.4kg

Ceiling mounted type NT:
600x600mm = 596 x 596 x 60mm LxWxH
Weight 4.3kg
300x1200mm = 1196 x 296 x 60mm LxWxH
Weight 4.4kg

Number of LED Light Sources per luminaire:

600x600mm 30W = 2 light source of 15W each
300x1200mm 30W = 1 light source of 30W

